

Speaking

Time: 30 minutes

SET 1 Student 1

Preparation - 15 minutes: use pictures to make up a story

Presentation and questions – 15 minutes

The picture story

TASK 1

1. Monologue: Time 1,5-2 minutes.

Your task is **to make up** a story. Use pictures given below. You shouldn't miss any picture. Use at least **one** case of the direct speech.

You can make notes during the preparation time, but **YOU ARE NOT ALLOWED TO READ** them during the presentation.

The story starts like this: *“One day Harry decided to walk a bit longer than usual.”*

2. Questions/Answers: Time 1,5-2 minutes.

Answer 2 questions from your partner.

TASK 2

1. **Listen** to the presentation to your partner (Set 2)

2. Questions/Answers: Time 1,5-2 minutes.

Ask 2 questions about the story to get additional information NOT mentioned in the presentation.

YOUR ANSWERS WILL BE RECORDED

ДОМАШНЕЕ ЗАДАНИЕ
HAUSAUFGABE



Speaking

Time: 30 minutes

SET 2 Student 2

Preparation - 15 minutes: use pictures to make up a story

Presentation and questions – 15 minutes

The picture story

TASK 1

1. **Listen** to the presentation to your partner (Set 1)
2. Questions/Answers: Time 1,5-2 minutes.

Ask 2 questions about the story to get additional information NOT mentioned in the presentation.

TASK 2

1. Monologue: Time 1,5-2 minutes.

Your task is **to make up** a story. Use pictures given below. You shouldn't miss any picture. Use at least **one** case of the direct speech.

You can make notes during the preparation time, but **YOU ARE NOT ALLOWED TO READ** them during the presentation.

The story starts like this: "*One day Mrs Brown decided to go shopping.*"

2. Questions/Answers: Time 1,5-2 minutes.

Answer 2 questions from your partner.

YOUR ANSWERS WILL BE RECORDED

Детская книга



warner.ws
1941

Speaking

Time: 30 minutes

SET 3 Student 3

Preparation - 15 minutes: use pictures to make up a story

Presentation and questions – 15 minutes

The picture story

TASK 1

1. Monologue: Time 1,5-2 minutes.

Your task is **to make up** a story. Use pictures given below. You shouldn't miss any picture. Use at least **one** case of the direct speech.

You can make notes during the preparation time, but **YOU ARE NOT ALLOWED TO READ** them during the presentation.

The story starts like this: *“One day Harry woke up and understood ...”*

2. Questions/Answers: Time 1,5-2 minutes.

Answer 2 questions from your partner.





TASK 2

3. **Listen** to the presentation to your partner (Set 4)

4. Questions/Answers: Time 1,5-2 minutes.

Ask 2 questions about the story to get additional information NOT mentioned in the presentation.

YOUR ANSWERS WILL BE RECORDED



Speaking

Time: 30 minutes

SET 4 Student 5

Preparation - 15 minutes: use pictures to make up a story

Presentation and questions – 15 minutes

The picture story

TASK 1

5. **Listen** to the presentation to your partner (Set 4)

6. Questions/Answers: Time 1,5-2 minutes.

Ask 2 questions about the story to get additional information NOT mentioned in the presentation.

TASK 2

3. Monologue: Time 1,5-2 minutes.

Your task is **to make up** a story. Use pictures given below. You shouldn't miss any picture. Use at least **one** case of the direct speech.

You can make notes during the preparation time, but **YOU ARE NOT ALLOWED TO READ** them during the presentation.

The story starts like this: *“One day Harry felt ill and went to the doctor”*

4. Questions/Answers: Time 1,5-2 minutes.

Answer 2 questions from your partner.

YOUR ANSWERS WILL BE RECORDED

