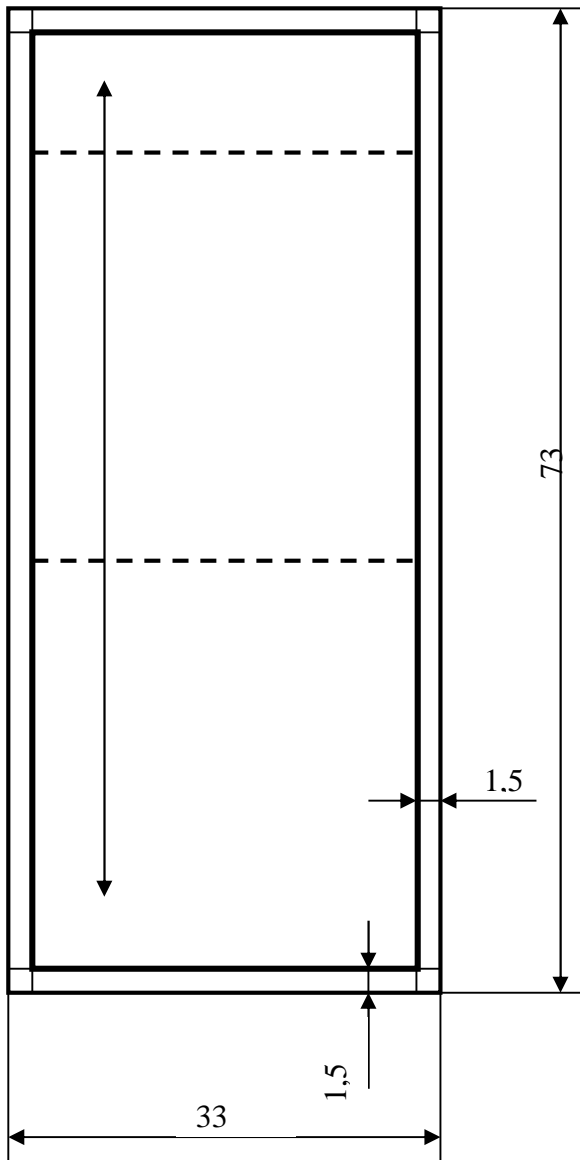


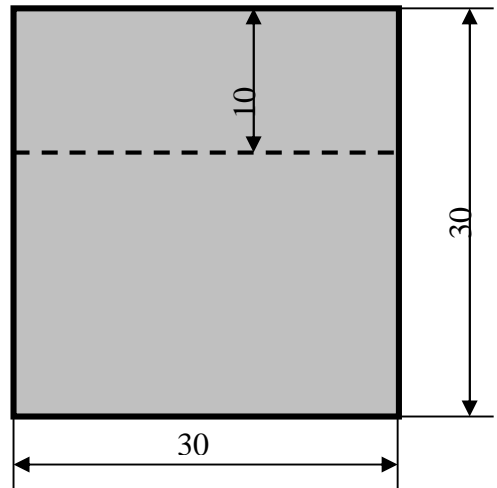
( 2012 – 2013 . )

7

:



2.


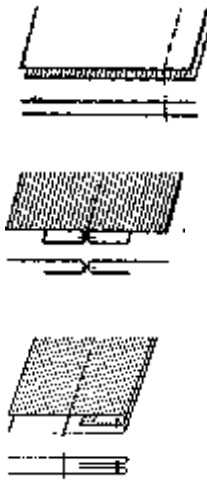


1.

10 .

: 30 , 30 , .

, . ( . ) .

1	:	30 30 : 30 10 ; 1,5	2	.
2	:	0,5 ; -1 . 1-2		,
3	.			,
4	1. 2. 3. 4. 5.	.1. 5 2. 3. 8-9 4. 7-8 5.		1. ; ; 2. 3. 4. 5.

,7

/		
1	±1	3
2		1
3	(0,5 ; 1 ) ±1-2	3
4	(1 -2 )	3
5	(10 ) ±2	3
6		5
7		5
8	(7 - 8 ) ±1-2	5
9		1
10		1
11		3
12	,	3
13		3
14		1
		40

( 2012 – 2013 )

			( 10 )	
1				
2				
3				
4				
5				
6				
7				
8				
9				
10				
11				
12				

<b>( 25 )</b>					
1					
2					
3					
4					
<b>( 15 )</b>					
1					
2					
3					
4					
5					
6					
7					
8					
<b>( 50 )</b>					